

Atlas Copco

Oil-injected rotary screw compressors



GA 200-500 / GA 315 VSD / GR 110-200

50-60 Hz



Atlas Copco

The Total Energy Saving concept...



The shortest route to maximizing your profitability is to minimize operational cost. Because energy consumption is the major factor in a compressor's life cycle cost, the focus in the design of the Atlas Copco GA and GR compressors is on saving energy in every conceivable way. This focus is the basis for a total product development concept that encompasses every stage of R&D, manufacturing, installation and after sales service.



THE LOWEST OPERATING COST

The thorough needs assessment

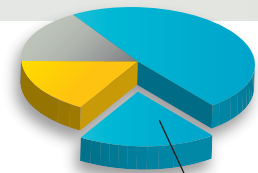
Real savings rely on facts. Atlas Copco consultants assess the air demand profile of your application and suggest the best compressor selection for the job.

The right core technology

Atlas Copco masters every compression principle and provides the most energy efficient technology for the required pressure and flow.

The best drive arrangement

Fixed speed machines are fine when they can run at full load most of the time. But when air demand fluctuates, the Variable Speed Drive can achieve substantial savings of up to 35%.



energy savings with VSD

- investment
- maintenance
- energy

THE HIGHEST RELIABILITY

The experienced partner

Atlas Copco is the world leader in compressed air technology, with over 100 years of experience in air compression systems.

The integrated design

Internal piping, integral air dryer, integrated Variable Speed Drive, 100% matched components, consolidated controls...the only way to ensure total reliability.

The complete solution

Compressor, dryer, drive, filters, control system...they all carry the same mark of quality: the Atlas Copco logo.



... combined with the Total Reliability concept



An energy efficient machine saves money only if it runs reliably around the clock. And not just today, but day after day, year after year; with minimal service interventions and long overhaul intervals.

For over a century, Atlas Copco has been building machines that stand the test of time. With the proven GA/GR compressors, reliability has never been so timeless.



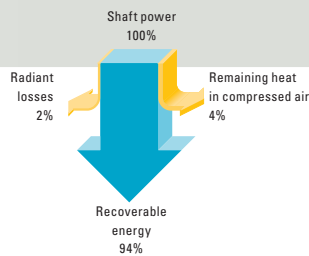
The fully optimized system

A multi-compressor installation can be centrally controlled, to achieve a tight pressure band and the lowest overall energy cost.



Energy recovery

Heat from the compression process can be recovered and put to good use in endothermic processes, heating of buildings etc.



Energy

The trouble-free installation & commissioning

An Atlas Copco GA compressor is truly plug-and-play. Put the machine on a flat floor, connect the power line and the compressed air outlet...and push the start button.



The professional follow-up

An Atlas Copco Service Contract will assure you of the correct preventive maintenance, immediate response and genuine spare parts... all over the globe.



Reliability

Proven technology in one package



The GA 200-500 and GR 110-200 range comprises a series of no-nonsense machines with a robust and reliable design, easy to service and environmentally friendly. They are the culmination of decades of continuous improvement, radical innovation and interaction with the customer.

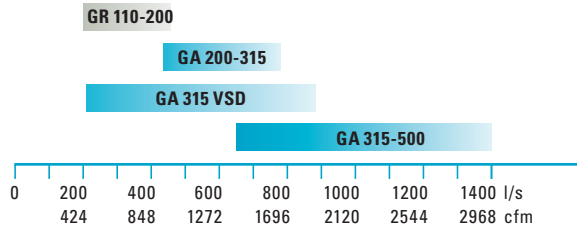
Within this range, the Total Energy Saving Concept takes solid form in the GA 315 VSD-FF compressor. It integrates a complete quality compressed air system in a compact package, featuring the ID dryer and the low energy Variable Speed Drive.

Excellence by design

- ▶ Standard G compressor packages and Full Feature (FF) units – all vital components and standard options integrated, for a complete “all-in-one” installation
- ▶ Complete, ready-to-use compressor package
- ▶ Easy, low cost installation – no foundations
- ▶ True performance according to ISO 1217, Annex C, ed. 3
- ▶ Cost-effective and reliable Elektronikon® monitoring and control system
- ▶ Single-stage, twin-element and two-stage HP versions
- ▶ Proven reliability
- ▶ Straightforward and minimal maintenance
- ▶ Operator and service-friendly
- ▶ Silenced package – environment friendly
- ▶ Optional energy recovery system
- ▶ Water and aircooled versions
- ▶ A wide range of pressure and capacity variants
- ▶ Backed by a global sales and service organization

▶ Capacity range (50 & 60 Hz): air and watercooled versions

**GA 200-315 FF, GA 315 VSD-FF,
GA 315-500, GR 110-200 FF**



VSD: Variable Speed Drive / FF: Full Feature.
See data pages for range details.

GR 110-200



GR 200 FF
Two-stage high pressure version

GA 200-315



GA 250 FF
Twin element version

GA 315 VSD



GA 315 VSD-FF
Variable Speed Drive version

GA 315-500



GA 400
Twin element version

A complete scope to meet every need

Included as standard

<input checked="" type="checkbox"/> Air intake filter	<input checked="" type="checkbox"/> Built-in electrical starters
<input checked="" type="checkbox"/> Air intake valve (not on VSD units)	<input checked="" type="checkbox"/> Flexible vibration dampers
<input checked="" type="checkbox"/> Aftercooler/Oilcooler (air or watercooled)	<input checked="" type="checkbox"/> Air/oil separator
<input checked="" type="checkbox"/> Cooling fan for aircooled units	<input checked="" type="checkbox"/> Elektronikon® control system
<input checked="" type="checkbox"/> Ventilation fan for watercooled units	<input checked="" type="checkbox"/> Full load/no load regulation system (not on VSD units)
<input checked="" type="checkbox"/> Water separators	<input checked="" type="checkbox"/> Silencing canopy
<input checked="" type="checkbox"/> Oil filters	<input checked="" type="checkbox"/> Single point inlet and outlet connections
<input checked="" type="checkbox"/> Complete air/oil/water circuit	<input checked="" type="checkbox"/> Structural steel skid – no foundations needed
<input checked="" type="checkbox"/> TEFC, Class F drive motor	

Most features are included as standard.
Some applications may need or benefit from additional options.

Available options

	GA 200-315	GR 110-200	GA 315 VSD	GA 315-500
<input type="checkbox"/> Full Feature: integrated ID refrigerant dryer	•	•	(1)	na
<input type="checkbox"/> Integrated DD pre-filter (only with integrated dryer)	•	(2)	•	na
<input type="checkbox"/> Energy recovery	•	na	•	•
<input type="checkbox"/> Modulation control	•	•	na	na
<input type="checkbox"/> OSD oil separator (for pack/FF units) (3)	•	•	•	•
<input type="checkbox"/> Oil containing frame	•	•	na	•
<input type="checkbox"/> Electronic water drain (EWD)	•	(2)	(4)	•
<input type="checkbox"/> Heavy duty air intake filter	•	•	•	na
<input type="checkbox"/> HAT version (122°F ambient temperature)	(5)	na	na	na
<input type="checkbox"/> Phase sequence relay	•	•	na	•
<input type="checkbox"/> PT 1000 thermal protection for main motor	•	•	na	•
<input type="checkbox"/> Anti condensation heater for main motor	•	•	na	•
<input type="checkbox"/> HD oil - 8000 h oil (instead of RIF oil)	•	(4)	•	•
<input type="checkbox"/> NPT connections	(6)	•	na	na
<input type="checkbox"/> ANSI flanged connections	(7)	na	•	•
<input type="checkbox"/> Anchor pads	•	•	•	•
<input type="checkbox"/> Performance test certificate	•	•	•	•
<input type="checkbox"/> Witnessed performance test certificate	•	•	•	•
<input type="checkbox"/> Material test certificate for pressure vessel approvals	•	•	•	•
<input type="checkbox"/> Sea-worthy packaging	•	•	•	•
<input type="checkbox"/> Rain protection	•	•	na	•
<input type="checkbox"/> IT/NT system	na	na	•	na
<input type="checkbox"/> Tube cooler	•	•	na	na
<input type="checkbox"/> SPM monitoring	•	•	•	•

(1) Integrated VSD refrigerant dryer
(2) Only for GR 200 psi

(3) Effluent purity of 10 mg oil/liter
(4) Standard

(5) Not available for 200 psig bar versions and FF units
(6) Applies only to GA 90-160

(7) Applies only to GA 200-315
na: not applicable

GA 250 - 315 FF

twin element series...



GA 250 FF

Aircooled Full Feature model



- ❶ Twin cooling fans
- ❷ Air outlet filter
- ❸ Advanced Elektronikon® control and monitoring system
- ❹ Air inlet filters
- ❺ Twin element
- ❻ Oil filters



Quality air with low oil content

- ⦿ three step air-oil separation (centrifuge, gravity, filter)
- ⦿ oil content: less than 3 ppm by weight
- ⦿ hinged cover for easy separator element change



Simple and efficient regulation system

- ⦿ reliable, efficient load/no load or optional modulating control
- ⦿ few moving parts – minimal maintenance
- ⦿ largely dimensioned – minimal pressure drop



Superior element bearings

- ⦿ high stability under varying process conditions
- ⦿ adapt well to changing loads
- ⦿ extended element lifetime
 - rotors revolve at low speeds minimizing wear on bearings
 - low operating temperatures and reduced bearing load



Moisture separator as standard

- ⦿ a cyclonic moisture separator, with automatic and manual drain, mounted as standard, after the cooler block

...big on integration – small in footprint



Practical cooler cleaning

- ⦿ hinged fans, fan motors and cowls for easy cooler cleaning
- ⦿ twin fans for optimal cooling
- ⦿ axial cooling fans driven by separate TEFC electric motors (IP55 protection)



Protective air filtration

- ⦿ highly efficient dry paper cartridge
- ⦿ compressor protection from foreign particles (99.9% for 3 micron – SAE fine)
- ⦿ extends system lifetime



Full Feature variant for dry air with integrated ID dryer

- ⦿ by-pass system as standard
- ⦿ R404A refrigerant meets environmental regulations quality end product and system protection



Advanced Elektronikon® control and monitoring system

- ⦿ overall system performance status with pro-active service indications, alarms for malfunctions and safety shutdowns
- ⦿ multi-language selectable display
- ⦿ all monitoring and control functions via one interface
- ⦿ wide communication possibilities
- ⦿ integration possible in many process control systems (field bus system)



Twin element design

- ⦿ larger volume of air delivered, using less power, compared to equivalent compressor sizes
- ⦿ Atlas Copco guaranteed production, quality control and service

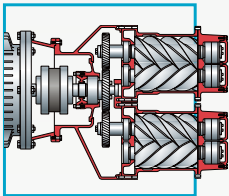
GA 315-500 twin element series

...for highest efficiency and reliability



GA 400

Watercooled model



Twin element on single drive & gear casing

- ▶ efficiencies far superior to designs using one large element or 2-stages
- ▶ extended lifetime due to reduced loads on bearings, rotors and gears
- ▶ highly efficient motor – TEFC protection, class F insulation


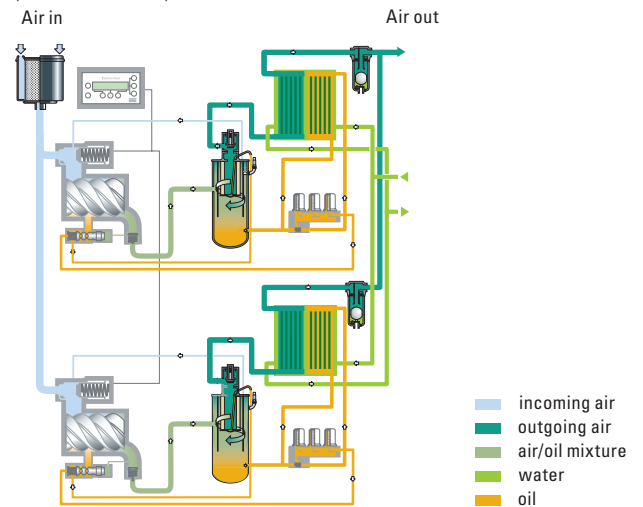
GA 355

Aircooled model



GA 315W-500W air/oil/cooling flow

(loaded condition)



Energy recovery


- ▶ the optional energy recovery system can recover up to 94% of the compressor's shaft power as hot water
- ▶ the main module of the recovery system is integrated in the compressor
- ▶ recovered hot water can be used as preheated boiler feed water, space heating, showering or other industrial applications

GR 110-200 FF two-stage high pressure series ... in 13 bar and 20 bar versions

For high pressure applications requiring a reliable air supply of 200 and 290 psi, the Atlas Copco GR 110-200 FF oil-injected screw compressors are the right choice. Not only do these workhorses offer every feature and benefit the GA series is renowned for, but the two-stage design also guarantees the most efficient operation at higher pressure.

The GR range selection

- ⦿ GR 110 and GR 200 – available in 200 psi version
- ⦿ GR 110, GR 132, GR 160 and GR 200 – available in 200 psi version
- ⦿ GR FF – Full Feature versions with integrated ID dryer

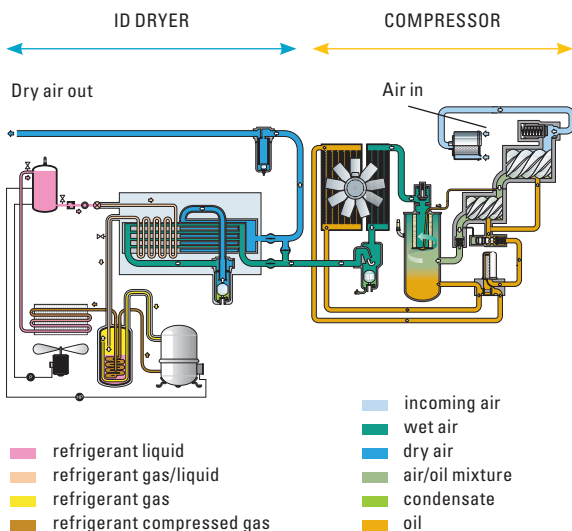


Two-stage compression elements

- ⦿ increased efficiency and reliability
- ⦿ extended element lifetime due to reduced load on bearings, rotors and gears

GR 110-200 FF air/oil flow

(loaded condition)



GR 200 FF

Aircooled Full Feature model



- ① Full Feature (FF) version with integrated ID dryer
- ② Two-stage compression elements
- ③ Advanced condition monitoring



GR Full Feature: compact "all-in-one" package

- ⦿ optional dry quality air variant, with integrated ID dryer and filters
- ⦿ by-pass system included as standard
- ⦿ R404A refrigerant, meets environmental regulations
- ⦿ quality end product and system protection
- ⦿ standard equipped with moisture separator
- ⦿ a complete scope with many options

The GR design criteria

- ⦿ designed to the same stringent criteria as the proven GA 90-315 series
- ⦿ built for high pressure applications
- ⦿ very complete pack unit - options available
- ⦿ air or water cooled version

GA 315 VSD-FF with Variable Speed Drive ...



The GA 315 VSD houses the famous VSD variable drive system that brings an unprecedented level of energy savings. In addition, the GA 315 VSD-FF incorporates a VSD regulated ID refrigeration dryer to further reduce the energy consumption.

GA 315 VSD-FF

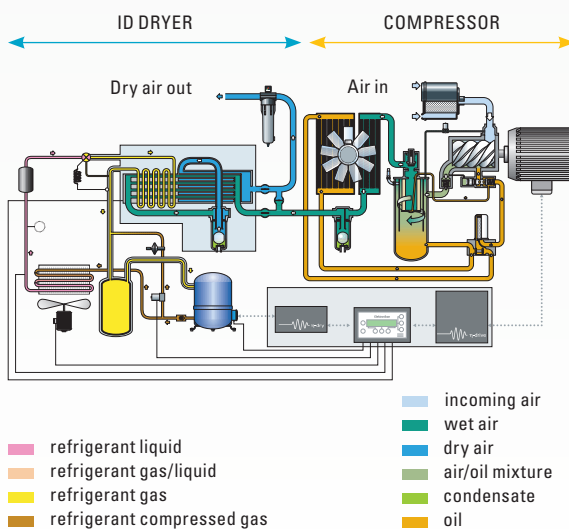
Aircooled Full Feature model



- 1 Advanced Elektronikon® control and monitoring system
- 2 Highly efficient compression element

GA 315 VSD-FF air/oil flow

(loaded condition)



Most efficient element performance

- ▶ longer active rotor length allows larger air volume to be compressed
- ▶ higher built-in pressure ratio for higher efficiency



ID – Integrated VSD dryer*

- ▶ generates additional savings of up to 25% compared to a fixed speed refrigerant dryer
- ▶ designed for high ambient humidity conditions

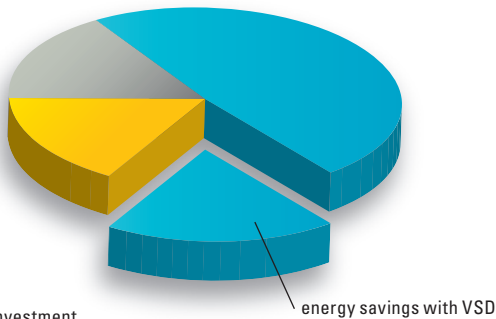
* on GA 315 VSD-FF

... for the lowest cost compressed air



Because a VSD compressor precisely follows the varying air demand that is typical in most production facilities, it dramatically reduces the energy bill and provides many additional benefits. The result is a fast payback of the investment and huge yearly savings long after that.

Because energy constitutes the biggest portion of the life cycle cost of a compressor, these savings have a significant impact on the operational costs of your compressed air system.



- investment
- maintenance
- energy

Predicting your savings

Call upon the expertise of Atlas Copco specialists and have an assessment carried out in your factory. A detailed report will show your current operation and the achievable savings when adding a VSD solution to your compressed air system.

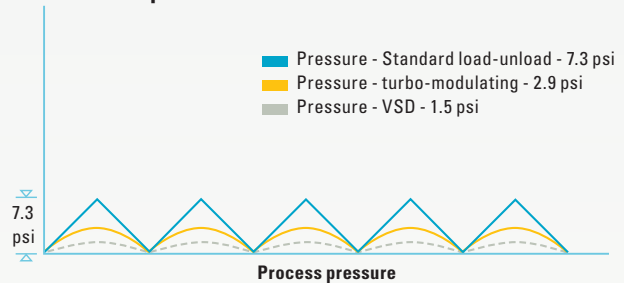


Direct energy savings of 15 to 35%

Low load operation of a VSD compressor does not result in energy losses.

- Load/no load transition losses are eliminated.
- The precise pressure control of the VSD compressor allows for a tighter and often lower discharge working pressure, resulting in reduced energy consumption.

Stable net pressure



Indirect savings

- The **lowered net pressure** obtained by the VSD compressor provides additional yearly savings:
 - other base-load compressors will consume up to 5% less energy
 - leak losses - always present in compressed air systems - are significantly reduced: e.g. leakage at 87 psig would be 13% less than at 102 psig
 - many compressed air applications consume less air at a reduced pressure, similar to leak reduction.

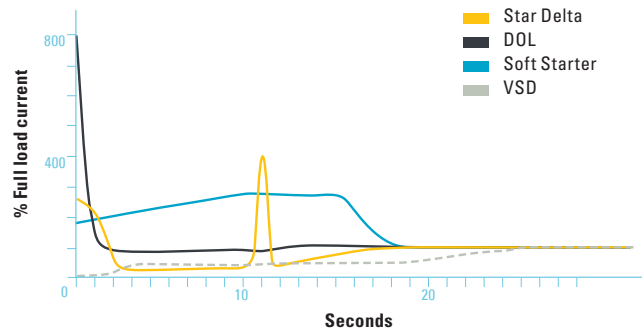
In addition to the direct savings, these indirect benefits can add up to another 10% energy savings in the complete compressed air installation.

VSD: The only way

▶ Additional VSD benefits

- ▶ The **constant net pressure** provides stability for all processes making use of compressed air.
- ▶ **Current peaks during start-up are eliminated**
 - VSD compressors can be started and stopped without limitation
 - frequent start-stops no longer lead to current peak penalties
 - the electrical installation can often be rated for a lower current, meaning savings in investment.

No current peaks

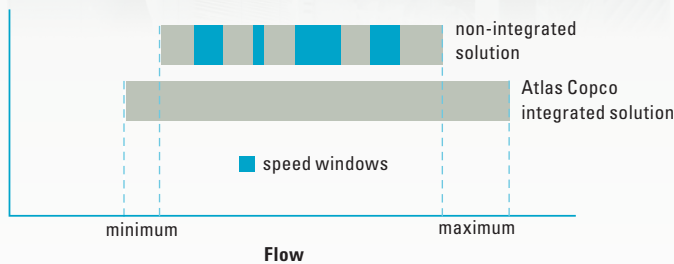


▶ Integrated VSD - The only way

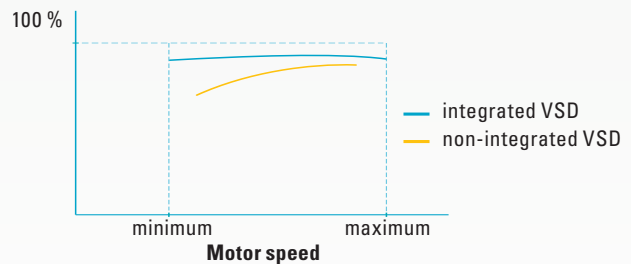


- 1 The Elektronikon® system controls both the compressor and the integrated converter; this ensures maximum machine safety and allows easy networking of the compressor.
- 2 All Atlas Copco VSD compressors are EMC tested and certified. External sources do not influence the compressor operation, nor does the compressor disturb other equipment via emissions or via the power supply line.
- 3 Mechanical enhancements are made to ensure that gears and bearings receive proper lubrication at all speeds and that all components operate well below critical vibrations.

Operating range



Combined motor/converter efficiency



- ▶ The machine is tested for the complete speed range to eliminate all “speed windows” that can jeopardize the energy savings and the stable net pressure.

- ▶ Special attention is given to the electric motor, which is specifically designed for VSD operation (inverter duty motors). Bearings are protected against induced bearing currents and both motor and converter are perfectly tuned to obtain the best efficiency over the entire speed range.

Optimize your installation



Some applications may need or benefit from additional options and more refined control and air treatment systems. Tailored to the need, Atlas Copco has developed compatible equipment, further enhancing system reliability and quality.

DD/DDp/PD/PDp/QD Filters

For proper removal of oil vapour and particles, select the appropriate filter from the Atlas Copco filter range.

- ▶ **Nominal airflow:** 19 - 15,256 cfm
- ▶ **DD prefilter:** removing bulk oil
- ▶ **DDp dust prefilter:** removing particles
- ▶ **PD high efficiency filter:** removing bulk oil
- ▶ **PDp high efficiency dust filter:** removing particles
- ▶ **QD filter:** activated carbon

* For further information on the filters, please consult the Atlas Copco filter leaflet.



OSD - oil/water separator

- ▶ Oily waste water drainage problems with oil-injected compressors can be efficiently overcome. Either integrated or free-standing, Atlas Copco has the appropriate system solution, meeting with legal directives.



Global presence - local service



Atlas Copco's Aftersales Service operation is unrivaled in the compressed air industry.

- ▶ High quality service is delivered locally: Atlas Copco's Aftersales is present in 150 countries around the world.
- ▶ Our service plans perfectly meet the requirements of your business and ensure a constant productivity at peak level.
- ▶ Consultancy services and on-site measurements help optimizing the complete air net, minimizing leak losses and maximizing energy savings.
- ▶ A sophisticated logistics concept brings genuine parts to your doorstep in record times, across the globe. After all, only genuine Atlas Copco parts, produced on the same assembly lines as your compressor, can guarantee a long lifetime and uninterrupted operation.



Technical data

GA compressor range - 50 Hz: air and watercooled variants

Compressor type	Maximum working pressure				Capacity FAD ⁽¹⁾			Installed motor		Noise level ⁽²⁾	Weight			
	Pack		Full Feature		Pack / Full Feature			kW	hp		Pack		Full Feature	
	bar(e)	psig	bar(e)	psig	l/s	m ³ /min	cfm			kg	lb	kg	lb	
GA 200-500 Twin														
GA 200	7.5	109	7.25	105	603	36.1	1278	200	270	75	4727	10421	5127	11303
	8.5	123	8.25	120	568	34.0	1204	200	270	75	4727	10421	5127	11303
	10	145	9.75	141	513	30.7	1087	200	270	75	4727	10421	5127	11303
	13	189	12.75	185	436	26.1	924	200	270	75	4727	10421	5127	11303
GA 250	7.5	109	7.25	105	730	43.7	1548	250	335	75	5017	11060	5417	11942
	8.5	123	8.25	120	697	41.7	1477	250	335	75	5017	11060	5417	11942
	10	145	9.75	141	631	37.8	1338	250	335	75	5017	11060	5417	11942
	13	189	12.75	185	530	31.7	1124	250	335	75	5017	11060	5417	11942
GA 315	7.5	109	-	-	928	55.8	1966	315	420	72	7510	16559	-	-
	8.5	123	-	-	864	51.9	1831	315	420	72	7510	16559	-	-
	10	145	-	-	784	47.1	1661	315	420	72	7510	16559	-	-
GA 355	7.5	109	-	-	1050	63.1	2225	355	475	73	7760	17110	-	-
	8.5	123	-	-	969	58.2	2053	355	475	73	7760	17110	-	-
	10	145	-	-	890	53.5	1886	355	475	73	7760	17110	-	-
	13	189	-	-	731	43.9	1549	355	475	73	7760	17110	-	-
GA 400	7.5	109	-	-	1175	70.6	2490	400	535	74	8360	18433	-	-
	8.5	123	-	-	1109	66.6	2350	400	535	74	8360	18433	-	-
	10	145	-	-	1011	60.8	2142	400	535	74	8360	18433	-	-
	13	189	-	-	844	50.7	1788	400	535	74	8360	18433	-	-
GA 450	7.5	109	-	-	1298	78.0	2750	450	600	75	8360	18433	-	-
	8.5	123	-	-	1240	74.5	2628	450	600	75	8360	18433	-	-
	10	145	-	-	1144	68.8	2424	450	600	75	8360	18433	-	-
	13	189	-	-	960	57.7	2034	450	600	75	8360	18433	-	-
GA 500	7.5	109	-	-	1410	84.7	2988	500	670	76	7960	17551	-	-
	8.5	123	-	-	1347	80.9	2854	500	670	76	7960	17551	-	-
	10	145	-	-	1257	75.5	2664	500	670	76	7960	17551	-	-
	13	189	-	-	1068	64.2	2263	500	670	76	7960	17551	-	-

GA 500 figures are for medium voltage IP 23 motor

GA VSD / GR compressor range - 50 Hz

GA 315 VSD														
GA 315 VSD	4	58	4	58	854	51.2	1810	290	390	75	6165	13563	6615	14553
	7	109	7	109	847	50.8	1795	290	390	75	6165	13563	6615	14553
	10	145	9.9	143	710	42.6	1505	290	390	75	6165	13563	6615	14553
GR 110-200 Two-stage 13 bar														
GR 110	13	189	12.75	185	255	15.3	541	110	150	72	3140	6908	3470	7634
GR 132	13	189	12.75	185	308	18.5	653	132	175	75	3140	6908	3470	7634
GR 160	13	189	12.75	185	369	22.1	782	160	215	75	3547	7803	3877	8529
GR 200	13	189	12.75	185	437	26.2	926	200	270	76	3547	7803	3877	8529
GR 110-200 Two-stage 20 bar														
GR 110	20	290	19.75	286	211	12.6	447	110	150	72	3140	6908	3470	7634
GR 200	20	290	19.75	286	385	23.1	816	200	270	75	3547	7803	3877	8529

(1) **Unit performance** measured according to ISO 1217, Ed.3, Annex C-1996

Reference conditions:

- absolute inlet pressure 1 bar (14.5 psi)
- intake air temperature 20°C (68°F)

FAD is measured at the following working pressures:

- 7.5 bar variants at 7 bar
- 8.5 bar variants at 8 bar
- 10 bar variants at 9.5 bar
- 13 bar variants at 12.5 bar
- 20 bar variants at 19 bar
- 100 psi variants at 100 psi
- 125 psi variants at 125 psi
- 150 psi variants at 150 psi
- 200 psi variants at 193 psi
- 290 psi variants at 276 psi

(2) **Noise level:**


measured according to Pneurol / Cagi PN8NTC2.2 test code; tolerance ±3 dB(A)

Integrated dryer:

pressure dewpoint of integrated refrigerant dryer at reference conditions: 3 to 4°C (37 to 39°F)

Integrated filter:

particle removal down to 1 micron and maximum remaining oil aerosol of 0.1 mg/m³



Compressor type	Dimensions					
	A		B		C	
	mm	inch	mm	inch	mm	inch
GA 200 - 315	3386	133.3	2120	83.4	2400	94.4
GA 315 - 500A*	5855	230.5	2120	83.4	2500	98.4
GA 315 - 500W*	4173	164.3	2120	83.4	2500	98.4
GA 315 VSD	4000	157.4	2120	83.4	2400	94.4
GR 110-200	2779	109.4	1886	74.3	1990	78.3

* W = Watercooled
A = Aircooled

GA compressor range - 60 Hz: air and watercooled variants

Compressor type	Maximum working pressure				Capacity FAD ⁽¹⁾			Installed motor		Noise level ⁽²⁾	Weight			
	Pack		Full Feature		Pack / Full Feature			kW	hp		Pack		Full Feature	
	bar(e)	psig	bar(e)	psig	l/s	m ³ /min	cfm			kg	lb	kg	lb	
GA 200-315 Twin														
GA 200-100	7.4	107	7.15	104	586	35.1	1242	185	250	76	4957	10928	5357	11810
GA 200-125	9.1	132	8.85	128	532	32.0	1128	185	250	76	4957	10928	5357	11810
GA 200-150	10.8	157	10.55	153	483	29.0	1024	185	250	76	4957	10928	5357	11810
GA 250-100	7.4	107	7.15	104	683	41.0	1448	225	300	76	5057	11149	5457	12030
GA 250-125	9.1	132	8.85	128	620	37.1	1314	225	300	76	5057	11149	5457	12030
GA 250-150	10.8	157	10.55	153	569	34.1	1206	225	300	76	5057	11149	5457	12030
GA 250-200	13.8	200	13.55	196	477	28.6	1011	225	300	76	5057	11149	5457	12030
GA 315-100	7.4	107	7.15	104	777	46.5	1647	260	350	76	5257	11590	5657	12470
GA 315-125	9.1	132	8.85	128	707	42.3	1499	260	350	76	5257	11590	5657	12470
GA 315-150	10.8	157	10.55	153	660	39.5	1399	260	350	76	5257	11590	5657	12470
GA 315-200	13.8	200	13.55	196	555	33.2	1177	260	350	76	5257	11590	5657	12470
GA 355-100	7.4	107	-	-	1032	62.1	2191	335	450	73	7760/7860	17110/17331	-	-
GA 355-125	9.1	132	-	-	940	56.5	1992	335	450	73	7760/7860	17110/17331	-	-
GA 355-150	10.8	157	-	-	831	49.9	1761	335	450	73	7760/7860	17110/17331	-	-
GA 355-200	13.8	200	-	-	692	41.6	1466	335	450	73	7760/7860	17110/17331	-	-
GA 400-100	7.4	107	-	-	1128	67.9	2394	372	500	74	8360/7960	18433/17551	-	-
GA 400-125	9.1	132	-	-	1042	62.6	2208	372	500	74	8360/7960	18433/17551	-	-
GA 400-150	10.8	157	-	-	935	56.2	1981	372	500	74	8360/7960	18433/17551	-	-
GA 400-200	13.8	200	-	-	784	47.1	1661	372	500	74	8360/7960	18433/17551	-	-
GA 450-100	7.4	107	-	-	1334	80.4	2835	447	600	75	8360/8620	18433/19007	-	-
GA 450-125	9.1	132	-	-	1222	73.4	2589	447	600	75	8360/8620	18433/19007	-	-
GA 450-150	10.8	157	-	-	1126	67.7	2386	447	600	75	8360/8620	18433/19007	-	-
GA 450-200	13.8	200	-	-	943	56.7	1998	447	600	75	8360/8620	18433/19007	-	-
GA 500-100	7.4	107	-	-	1518	91.2	3217	522	700	76	7960	17551	-	-
GA 500-125	9.1	132	-	-	1404	84.4	2975	522	700	76	7960	17551	-	-
GA 500-150	10.8	157	-	-	1296	77.9	2746	522	700	76	7960	17551	-	-
GA 500-200	13.8	200	-	-	1114	66.9	2361	522	700	76	7960	17551	-	-

GA 500W figures are for medium voltage IP 23 motor. GA 355W - GA 400W - GA 450W: two different motor types used for IEC/CSA-UL at 60Hz low voltage

GA VSD / GR compressor range - 60 Hz

GA 315 VSD														
GA 315 VSD	4	58	4	58	854	51.2	1810	290	390	75	6165	13563	6615	14553
	7	109	7	109	847	50.8	1795	290	390	75	6165	13563	6615	14553
	10	145	9.9	143	710	42.6	1505	290	390	75	6165	13563	6615	14553
GR 110-200 Two-stage 13 bar														
GR 110-200	13.8	200	13.55	196	261	15.6	553	110	150	72	3140	6908	3470	7634
GR 160-200	13.8	200	13.55	196	350	21.0	742	150	200	75	3547	7803	3877	8529
GR 200-200	13.8	200	13.55	196	442	26.5	937	185	250	78	3547	7803	3877	8529
GR 110-200 Two-stage 20 bar														
GR 110-290	20	290	19.75	286	224	13.4	475	110	150	72	3140	6908	3470	7634
GR 200-290	20	290	19.75	286	384	23.0	814	185	250	78	3547	7803	3877	8529

(1) **Unit performance** measured according to ISO 1217, Ed.3, Annex C-1996

Reference conditions:

- absolute inlet pressure 1 bar (14.5 psi)
- intake air temperature 20°C (68°F)

FAD is measured at the following working pressures:

- 7.5 bar variants at 7 bar
- 8.5 bar variants at 8 bar
- 10 bar variants at 9.5 bar
- 13 bar variants at 12.5 bar
- 20 bar variants at 19 bar
- 100 psi variants at 100 psi
- 125 psi variants at 125 psi
- 150 psi variants at 150 psi
- 200 psi variants at 193 psi
- 290 psi variants at 276 psi

(2) **Noise level:**


measured according to Pneurol / Cagi PN8NTC2.2 test code; tolerance ±3 dB(A)

Integrated dryer:

pressure dewpoint of integrated refrigerant dryer at reference conditions: 3 to 4°C (37 to 39°F)

Integrated filter:

particle removal down to 1 micron and maximum remaining oil aerosol of 0.1 mg/m³



Compressor type	Dimensions					
	A		B		C	
	mm	inch	mm	inch	mm	inch
GA 200 - 315	3386	133.3	2120	83.4	2400	94.4
GA 315 - 500A*	5855	230.5	2120	83.4	2500	98.4
GA 315 - 500W*	4173	164.3	2120	83.4	2500	98.4
GA 315 VSD	4000	157.4	2120	83.4	2400	94.4
GR 110-200	2779	109.4	1886	74.3	1990	78.3

* W = Watercooled
A = Aircooled

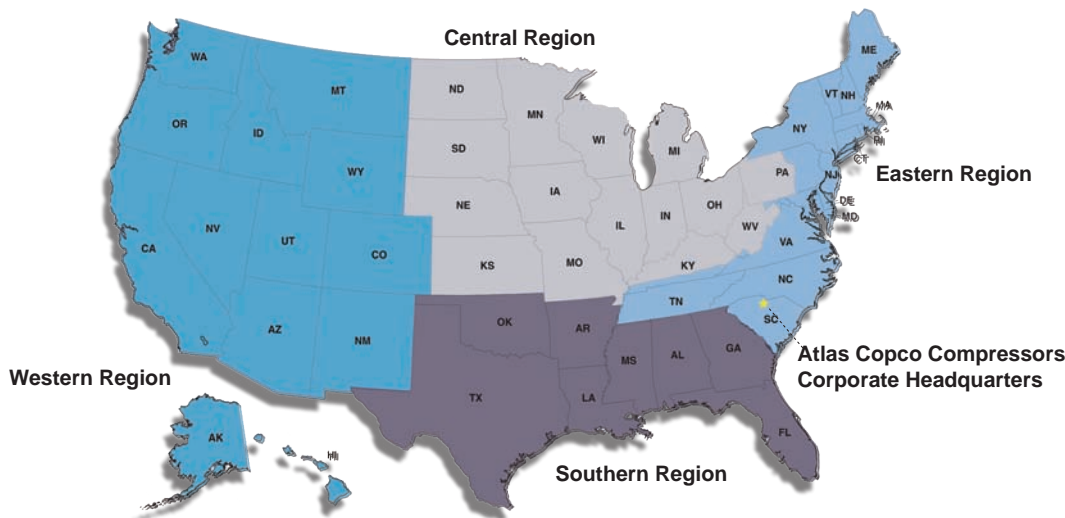


Atlas Copco has a focus on exceeding customer needs with a culture built on ongoing interaction, long-term relationships, and a commitment to understanding each customer's process and objectives. As a result, every compressed air solution we create helps a customer operate with greater efficiency, economy, and productivity.

To better serve our customers, we have operations where our customers do business. Our Eastern, Central, Southern and Western regions each have their own direct Atlas Copco sales and service team, plus we have a nationwide network of Atlas Copco customer centers and authorized contracted independent distributors. We have four manufacturing facilities in the USA, including one in Wisconsin, two in Texas, and our state of the art manufacturing facility, distribution center, parts warehouse, and corporate offices in Rock Hill, South Carolina.

Satisfying customer needs with ground-breaking integrated compressed air technology, quality air accessories and 24/7 service support enhanced with remote monitoring tools positions Atlas Copco as a leading global compressor manufacturer. Our unwavering commitment is to be First in Mind – First in Choice® for all your compressed air requirements.

We are committed to your superior productivity through interaction and innovation.



www.atlascopco.us
866-344-4887



Danger: Compressed air should never be supplied as breathing air unless air is properly purified for breathing. Atlas Copco assumes no responsibility or liability related to the purchaser's/user's breathing system.

The information contained herein is general in nature and is not intended for specific construction, installation or application purposes.